

8 OPzV 800



Specification	
Float Voltage	Standby use 2.23 V/cell
Boost Recharge	Maximum voltage of 2.35 - 2.40 V/cell with a maximum current of 0.25 C10 (A)
Dimension	Length 210 mm
	Width 233 mm
	Height 661 mm
Weight	65 kg
Self Discharge	Approx. 2% per month at 20°C
Tubular Positive Plates	Special grid construction, pressure cast from antimony free alloy, with highly porous gauntlets that retain the active material
Pasted Negative Plates	Service lives consistent with the positive plates
Electrolyte	Gel structure
Separators	Extremely high porosity and low internal resistance
Containers and Lids	Made of plastic (ABS) material. Also available in ABS flame retardant material as an option (according to IEC 707 FV0)
Installation	Cells are normally installed in an upright position on steel stands
One Way Relief Valve	Opens at low pressure and is fitted with a flame arrestor device
Terminals	Female treated terminal (M10) perfect contact and low resistance with flexible cable connectors
Post Seals	Prevents electrolyte leakage and terminal corrosion
Connectors	Flexible, fully insulated cable connectors screwed (with 20±1 Nm) to the terminal with an insulated screw having a probe hole on the top for electrical measurement

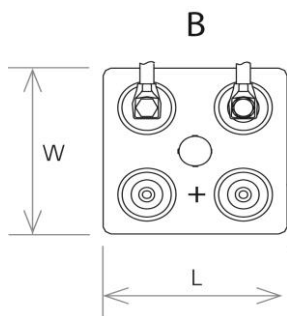
Constant Current Discharge (Amperes) at 20°C (68°F)											
F.V/Time	15min	30min	1h	2h	3h	4h	5h	6h	8h	10h	20h
1.90VPC	317	289	244	180	145	122	106	93	76	65	38
1.85VPC	467	391	310	224	174	145	124	109	89	75	43
1.80VPC	581	489	374	258	188	157	138	120	97	82	46
1.75VPC	700	549	407	271	200	165	140	122	98	82	46
1.70VPC	802	616	414	281	210	168	142	123	99	83	47
1.65VPC	896	658	460	287	213	170	144	124	100	83	47

Constant Power Discharge (Watts) at 20°C (68°F)											
F.V/Time	15min	30min	1h	2h	3h	4h	5h	6h	8h	10h	20h
1.90VPC	603	551	468	347	281	237	206	181	149	128	75
1.85VPC	871	732	580	424	332	278	239	210	172	145	84
1.80VPC	1059	893	689	480	353	296	261	228	187	157	90
1.75VPC	1247	990	741	500	372	309	264	230	188	157	91
1.70VPC	1392	1097	746	516	387	313	267	232	188	157	89
1.65VPC	1538	1159	821	521	389	313	267	231	187	156	88

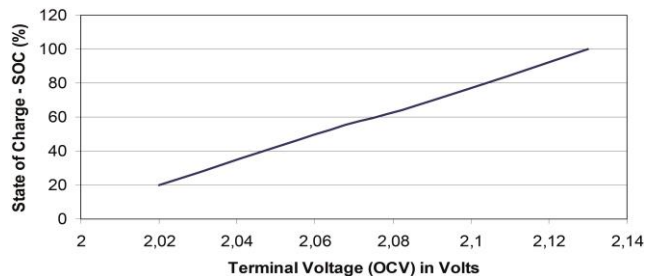


8 OPzV 800

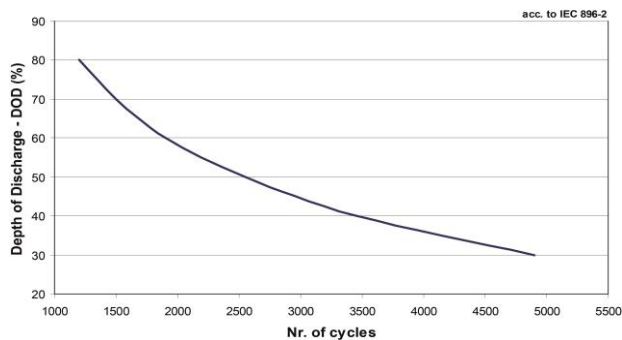
Layout



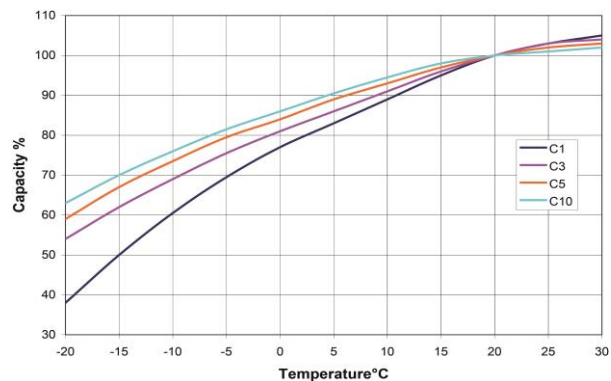
Terminal Voltage vs. SOC



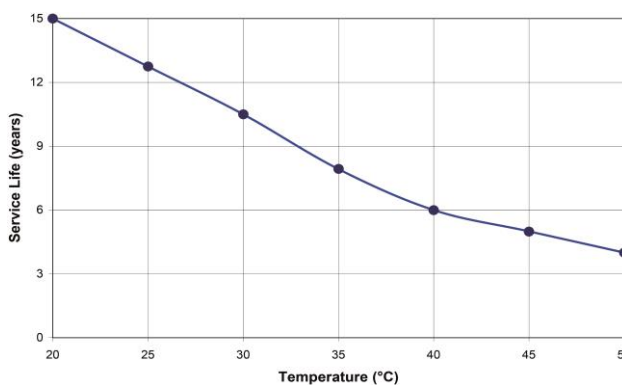
No. of cycles vs. DOD



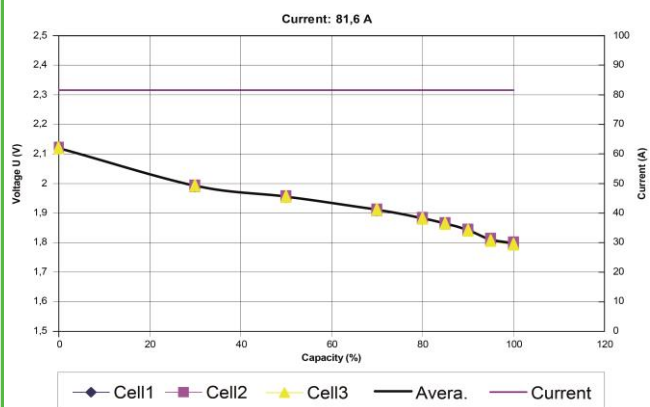
Capacity = f(T)



Service Life vs Temperature



Capacity test C10



ETL SEMKO

