


UP-GC12TOP



Mechanical Characteristics		
	SI Units	US Units
Length	395 mm	15.55 inches
Width	178 mm	6.98 inches
Height	379 mm	14.92 inches
Weight	53.00kg	116.45 lb
BCI Group Size		GC12
Cell Layout		0
Base Hold-Down		B0
Terminal Type		DT
 Terminal height: 18.5 mm – 0.73 in Bolt size: 5/16		

Electrical Characteristics	
Nominal voltage	12 Volts
C100 Rated Capacity	260 Ah
C5 Rated Capacity	195Ah
Reserve Capacity @ 25A	480 min
Reserve Capacity @ 75A	133 min

Operational temperature range: -20°C to + 55°C (always keep the battery charged at least 60% at temperatures below 0°C)

Charging Instructions at 25°C	
Daily charge	14.80V ± 0.05V
Float charge	13.20V
Equalize charge	15.40V ± 0.05V

* Do not install or charge batteries in non-ventilated premises.
 * The charging is of special importance because both over and under charging will severely limit the life of the batteries. If the batteries will stay for an extended period without being used please ensure they are routinely checked, cleaned and fully charged before being stored.

Battery temperature adjustment:

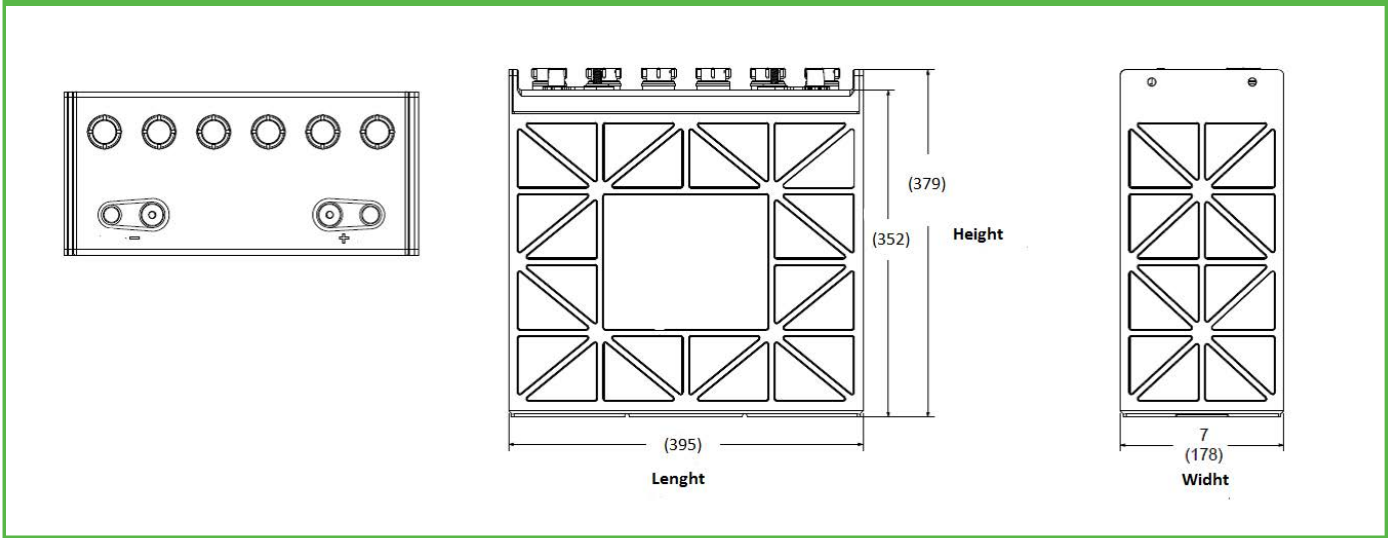
Reduce the voltage by 0.028V per cell for every 10°C above 25°C, increase the voltage by 0.028V per cell for every 10°C below 25°C.

Deep cycle batteries need to be equalized periodically. Actively used batteries should be equalized at least twice per year.

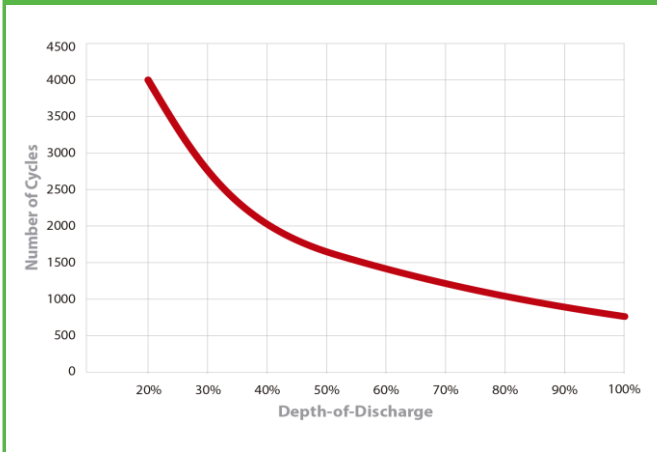


UP-GC12TOP

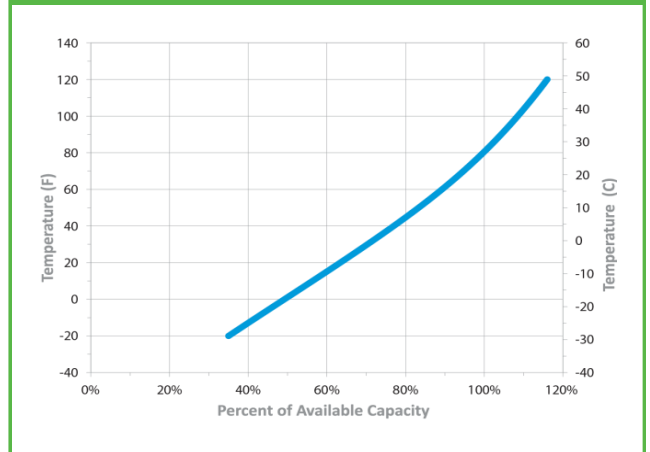
Dimensions



Typical Cycle Life in a Stationary Application



Percent Capacity Vs. Temperature



Performance

