



# GAS TRAIN EQUIPMENT

PRODUCTS OVERVIEW

  
MADE IN ITALY

**geca**

**Tecno  
Control**



## « REXI-HC

GAS REGULATORS FOR MEDIUM PRESSURE - HIGH CAPACITY

Operating pressure:	20 bar
Connection:	DN25, DN40, DN50 (Flanged)
Output pressure:	From 10 to 4500 mbar
Accuracy class AC:	Up to 5
Lock-up pressure class SG:	Up to 10
Available with:	OPSO / UPSO & Relief Valve
Max Flow Capacity:	4500 Nm <sup>3</sup> /h

MADE IN ITALY


## REXI HORIZONTAL » HEAD

GAS REGULATORS  
FOR MEDIUM PRESSURE

Operating pressure:	20 bar
Connection:	1", 1 1/2", 2", DN40, DN50
Output pressure:	From 10 to 4500 mbar
Accuracy class AC:	Up to 5
Lock-up pressure class SG:	Up to 10
Available with:	OPSO / UPSO & Relief Valve
Max Flow Capacity:	600 Nm <sup>3</sup> /h

MADE IN ITALY





# REXI VERTICAL HEAD

**GAS REGULATORS  
FOR MEDIUM PRESSURE**

Operating pressure:	<b>20 bar</b>
Connection:	1", 1 1/2", 2", DN40, DN50
Output pressure:	From 10 to 4500 mbar
Accuracy class AC:	Up to 5
Lock-up pressure class SG:	Up to 10
Available with:	OPSO / UPSO & Relief Valve
Max Flow Capacity:	<b>600 Nm<sup>3</sup>/h</b>



# RG



**GAS REGULATORS  
FOR LOW PRESSURE WITH SSV**

Operating pressure:	<b>500 mbar/5 Bar</b>
Connection:	1/2" to DN100
Output pressure:	From 6 to 480 mbar
Class:	A
Available with:	OPSO / UPSO



# GAS GOVERNORS »

Operating pressure:	<b>500 mbar/1 Bar/2 Bar/5 Bar</b>
Body:	Aluminium
Connection:	From 1/2" to DN100
Available:	With or without filter
Test Point available on request	

 **MADE IN ITALY**



**PRO**verseas

## « REXI-BLOCK

### SLAM SHUT VALVES




Operating pressure:	<b>20 bar</b>
Connection:	<b>REXI BLOCK</b> 1", 1 1/2", 2", DN40, DN50  <b>REXI BLOCK - HC</b> DN25, DN40, DN50
OPSO:	From 30 mbar to 6 bar
OPSO:	From 6 mbar to 3,5 bar
Accuracy class AC:	Up to 10

 **MADE IN ITALY**

# AUTOMATIC » SOLENOID VALVES

VALVES FAST OPENING  
OR SLOW OPENING

Operating pressure:	<b>360 mbar/6 Bar</b>
Connection:	From 1/2" to DN150
Class:	A
Body:	Aluminium
Type:	Fast Opening/Closing & Slow Opening/Fast Closing

 **MADE IN ITALY**




# « MANUAL SOLENOID VALVES

ATEX APPROVED VERSION AVAILABLE



Operating pressure:	<b>550 mbar/6 Bar</b>
Connection:	From 1/2" to DN200
Body:	Brass from 1/2" to 2" Aluminium from DN65 till DN200
Type:	Normally Closed/Normally Open

 **MADE IN ITALY**



## « RELIEF VALVES

Operating pressure:	<b>1 Bar</b>
Body:	Aluminium
Connection:	From 1/2" to 2"
Relief ranges:	20-120mbar/100-450mbar/ 200-600mbar

 **MADE IN ITALY**

## GAS FILTERS »



Operating pressure:	<b>6 Bar/10 Bar</b>
Connection:	From 1/2" to DN200
Body:	Aluminium
Filtration degree:	50 micron/10 micron
TEST POINT/SCREW PLUG, PETERSON PLUG available on request	

 **MADE IN ITALY**



## « OIL FILTERS



Body:	Aluminium / Plastic
Filtration degree:	15/44/100/200/300 micron
Size:	From 1/4" to 1 1/2"
Available with: element	Drain valve / heating





## ACCESSORIES ≡

### GAS GAUGES & BALL VALVES



Operating pressure:	<b>From 4 to 16bar / From 40 to 600mbar</b>
---------------------	---


Connection:	1/4", 3/8", 1/2"
Body:	63mm/80mm/100mm
Class:	2.5/1.6



Operating pressure:	<b>Depending on models PN5/PN10/PN16</b>
Body:	Brass from 1/4" to 4" (Threaded) Cast iron from DN15 to DN250 (Flanged)

Connection:	From 1/2" to 4"
-------------	-----------------

\*different handles types available



PROversas